

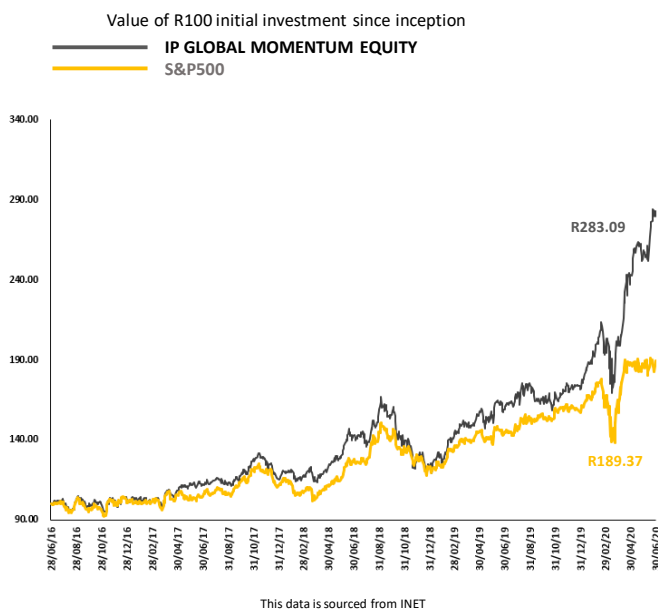
FUND PROFILE AND STRATEGY

The IP Global Momentum Equity Fund is a moderate to high risk, global, equity fund. The objective of this portfolio is to achieve capital appreciation by following a quantitative medium to long term equity strategy investing primarily in foreign markets. The portfolio is constructed using proprietary ranking and weighting methodologies to select momentum, value and blue chip shares. Investments to be included in the IP Global Momentum Equity Fund will, apart from assets in liquid form, consist of equity securities and financial instruments and may include listed property. Investments will be primarily in foreign markets but there will be no restrictions on the geographic asset allocation.

WHO SHOULD INVEST?

This fund is suitable for investors who are looking for outperformance relative to the S&P500 Total Return Index and want long-term capital growth. The fund offers strategy diversification from traditional investment styles and offshore exposure.

TOTAL RETURN INDEX



FUND FACTS

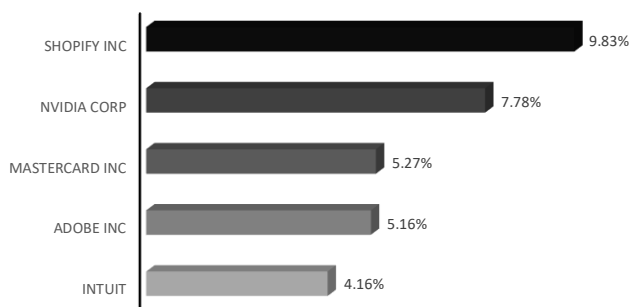
Inception:	30 June 2016
Fund:	IP Global Momentum Equity Fund
Fund Classification:	Global – Equity – General
Benchmark:	S&P500 Total Return Index
Fund Size:	R 16,030,813.83
NAV Price:	3,153.80c (A Class); 3,060.34c (C Class – Tax Free Savings class)
Units in Issue (Class A):	177,468.08 (A Class); 9,397.63 (C Class)
Fund Managers:	Shaun Krom
Management Fee:	1.5% or 0% *
Investment Minimum:	R10 000 lump sum or R1 000 debit order
Cents per Unit:	0.00
Distribution Date:	Annually 31 March
Date of Issue:	08 July 2020
Total Expense Ratio:	2.36%
Transaction Costs (TC):	0.04%

This fund generally holds substantial weight in equities and therefore tends to be volatile. Expected long term returns can be high however expected capital loss can also be high.

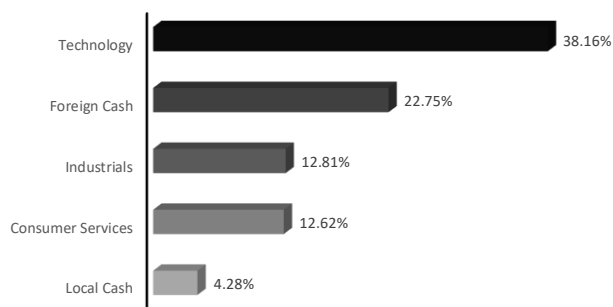
From 01 April 2017 to 31 March 2020 2.36% of the value of the financial product was incurred as expenses relating to the administration of the financial product, 0.04% of the value of the financial product was incurred as costs relating to the buying and selling of the assets underlying the financial product. Therefore 2.40% of the value of the financial product was incurred as costs relating to the investment of the financial product. A higher TER does not necessarily imply a poor return, nor does a low TER imply a good return. The current TER may not necessarily be an accurate indication of future TER's. Transaction costs are a necessary cost in administering the Financial Product and impacts Financial Product returns. It should not be considered in isolation as returns may be impacted by many other factors over time including market returns, the type of financial product, the investment decisions of the investment manager and the TER. Inclusive in the TER of 2.36% is a performance fee of 0% of the net asset value of the class of Financial Product was recovered.

* At the date of publication of the MDD the management fees are 0.00% on A and B classes (effective 30 June 2016) and C class (effective 01 August 2017)

TOP 5 HOLDINGS



TOP 5 SECTOR WEIGHTS



IP GLOBAL MOMENTUM EQUITY FUND

MINIMUM DISCLOSURE DOCUMENT (FACTSHEET) JUNE 2020

FUND PERFORMANCE

PERFORMANCE TABLE

TOTAL RETURN	IP GLOBAL MOMENTUM EQUITY FUND	S&P500 TOTAL RETURN INDEX
This Month	11.90%	0.85%
Last 3 Months	38.59%	17.69%
Last 6 Months	64.91%	20.52%
YTD	64.91%	20.52%
Last 3 Years	153.36%	80.72%
Since Inception	183.09%	89.37%

ANNUALISED RETURN	IP GLOBAL MOMENTUM EQUITY FUND	S&P500 TOTAL RETURN INDEX
Last 12 Months	78.48%	32.43%
Last 3 Years	36.33%	21.81%
Since Inception	29.71%	17.31%

Annualised return is the weighted average compound growth rate over the performance period measured. Fund returns shown are based on NAV-NAV unit pricings calculated from INET for a lump-sum investment with income distribution reinvested (after fees and cost).

PERFORMANCE AND RISK RATIOS

PERFORMANCE RATIOS	IP GLOBAL MOMENTUM EQUITY FUND	S&P500 TOTAL RETURN INDEX
Alpha (% pm)	0.93%	0.00%
Beta	0.98	1.00
Upside Capture	115.5%	100.00%
Downside Capture	61.88%	100.00%
Correlation	0.84	1.00

RISK RATIOS	IP GLOBAL MOMENTUM EQUITY FUND	S&P500 TOTAL RETURN INDEX
Annualised Std Deviation	21.35%	18.26%
Annual Downside Std Dev	8.33%	7.17%
Relative Volatility Risk	116.87%	100.00%
Downside Volatility Risk	116.07%	100.00%

ASSET ALLOCATION

ASSET CLASS	30 JUNE 2020
Equity	97.08%
Local Cash	1.18%
Foreign Cash	1.74%
Total	100.00%

RISK STATS

	FUND	START DATE	END DATE
Highest Annual Return	78.48%	Jul-2019	Jun-2020
Lowest Annual Return	3.20%	Dec-2017	Nov-2018

HISTORICAL MONTHLY RETURNS

YEAR	JAN	FEB	MAR	APR	MAY	JUN	JUL	AUG	SEPT	OCT	NOV	DEC	CUMULATIVE
2016						(6.37)%	0.41%	4.10%	(4.85)%	(2.02)%	4.85%	0.41%	(3.94)%
2017	(0.18)%	(0.69)%	4.68%	1.61%	4.49%	(1.15)%	2.86%	(1.15)%	3.21	8.84%	-2.56%	(7.07)	12.63%
2018	3.60%	(1.99)%	(1.78)%	6.72%	5.68%	9.51%	(4.56)%	16.79%	(1.85)%	(11.45)%	(6.94)%	(3.93)%	6.69%
2019	1.60%	13.67%	5.78%	3.28%	0.04%	1.93%	4.38%	5.84%	(5.99)%	2.99%	2.71%	(1.49)%	39.25%
2020	13.88%	(1.38)%	5.96%	19.07%	4.01%	11.9%							64.91%

An analysis of factors affecting the adherence to the policy objective is contained in the fund manager commentary, available on the Emperor Asset Management blog: blogs.emperor.co.za, together with performance as reported.

MANAGEMENT TEAM

SHAUN KROM – BSc Hon (Actuarial Science and Economics)

Shaun holds a B.Sc.Hon degree from the University of the Witwatersrand (Actuarial Science and Economics). He is a Fellow of the Institute of Actuaries, Oxford. He has 20 years of experience holding director positions in investment banking product solutions & trading, product development and research in asset management.

IP GLOBAL MOMENTUM EQUITY FUND

MINIMUM DISCLOSURE DOCUMENT (FACTSHEET) JUNE 2020

DISCLOSURES

Collective Investment Schemes are generally medium to long term investments. The value of participatory interests or the investment may go down as well as up. Past performance is not necessarily a guide to future performance. Collective investment schemes are traded at ruling prices and can engage in borrowing and scrip lending. A schedule of fees and charges and maximum commissions is available on request from the manager. The Manager does not provide any guarantee either with respect to the capital or the return of a portfolio. The Manager retains full legal responsibility for the Fund, regardless of Co-Naming arrangements. Transaction cut-off time is 14:30 daily. Each portfolio may be closed for new investments. Valuation time is 15:00 (17h00 at quarter end). Prices are published daily and available newspapers countrywide, as well as on request from the Manager. IP Management Company (RF) (Pty) Ltd is the authorised Manager of the Scheme – contact 021 673 1340 or clientservices@ipmc.co.za. Standard Bank is the trustee / custodian – contact compliance-IP@standardbank.co.za. Additional information including application forms, the annual report of the Manager and detailed holdings of the portfolio as at the last quarter end are available, free of charge, from clientservices@ipmc.co.za. IP Management Company (RF) (Pty) Ltd is a member of ASISA. Financial Advisor fees as agreed between the Investor and the Advisor may apply and payment to the Advisor will be facilitated on behalf of the Investor. A statement of changes in the composition of the portfolio during the reporting period is available on request. Performance shown is for the portfolio. Individual investor performance may differ due to initial fees, actual investment date, re-investment date and withholding taxes. The portfolio may include foreign investments and the following additional risks may apply: liquidity constraints when selling foreign investments and risk of non-settlement of trades; macroeconomic and political risks associated with the country in which the investment is made; risk of loss on foreign exchange transactions and investment valuation due to fluctuating exchange rates; risk of foreign tax being applicable; potential limitations on availability of market information which could affect the valuation and liquidity of an investment. All of these risks could affect the valuation of an investment in the fund. The EAC is a standard industry measure which has been introduced to allow you to compare the charges you incur and their impact on the investment returns over specific periods. Please visit <http://www.ipmc.co.za/effectiveannual-cost> to address the EAC illustrator. You can request an EAC calculation from clientservices@ipmc.co.za call us on 021 673-1340.

The annual management fee is calculated daily, adjusted for fund expenses and cash flows. For information regarding our fee structure please contact us

This document is for information purposes only and does not constitute or form part of any offer to issue or sell, or any solicitation of any offer to subscribe for or purchase any particular investment. Opinions expressed in this document may be changed without notice at any time after publication. We therefore disclaim any liability for any loss, liability, damage (whether direct or consequential) or expense of any nature whatsoever which may be suffered as a result of or which may be attributable, directly or indirectly, to the use of or reliance upon the information. The value of participatory interests may go down as well as up and past performance is not necessarily a guide to the future. Emperor Asset Management is an authorised Financial Services Provider FSP 44978. This information is factually correct as at June 2020. The Performance Fee Frequently Asked Questions (FAQ) document may be found on: www.ipmc.co.za

OFFICES

EMPEROR ASSET MANAGEMENT (PTY) LTD An Authorised Financial Services Provider FSP 44978



Directors:

Charles Savage (CEO)
Gary van Dyk (CFOO)

Physical address:

16th Floor
25 Owl Street
Auckland Park
Johannesburg
2092

Postal address:

Postnet Suite 247
Private Bag X1
Melrose Arch, 2076

Contact:

Tel: 087 940 6121
Fax: 011 214 8028
Email: info@emperor.co.za



IP MANAGEMENT COMPANY (RF) (Pty) Ltd IP Management Company is a member of the Association for Savings & Investment SA (ASISA).

Physical address:

1st Floor, Mariendahl House
Newlands on Main, Main Road
Newlands, 7700

Postal address:

PO Box 23271
Claremont
7735

Contact:

Tel: 021 673 1340
Fax: 086 557 4848
Email: clientservices@ipmc.co.za
Trustees: Compliance-IP@standardbank.co.za